


Storm Doors, Storm Windows & Porch Enclosures



MONARCH SERIES STORM DOORS



900 One-Lite



910 One-Lite
Floral Glass



920 One-Lite
Classic-V-Groove



930 One-Lite
Border-V-Groove



Hidden
Vent
Option

940 Self Storing
945 Self Storing
Hidden Vent



950 Hi-View
955 Hi-View
Hidden Vent



Hidden
Vent
Option

990 Extended View
995 Extended View
Hidden Vent



Hidden
Vent
Option

960 Tri-Lite
965 Tri-Lite
Hidden Vent



Hidden
Vent
Option

970 Tri-Lite Floral Glass
975 Tri-Lite Floral Glass
Hidden Vent

White

Chestnut
Brown

Ivory

Pebble

Note: Although every effort has been made,
some colours may not be exactly as shown due
to the printing process.

Interchangeable screen included with One Lite & Full View Doors

BRADFORD SERIES STORM DOORS



One Lite – 803



One Lite –
Floral Glass



One Lite –
V-Groove A



One Lite –
V-Groove B



One Lite –
V-Groove C



Full View – 804



Full View –
V-Groove A



Full View
V-Groove B



Full View
V-Groove C



Hidden
Vent
Option

Self Storing – 801
Self Storing
Hidden Vent – 835



Hidden
Vent
Option

Hi-View – 802
Hi-View
Hidden Vent - 845



Hidden
Vent
Option

Tri-Lite – 805
Tri-Lite
Hidden Vent – 855



Hidden
Vent
Option

Tri-Lite Floral Glass – 806
Tri-Lite Floral Glass
Hidden Vent – 865

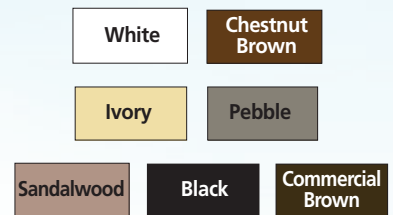


Hidden
Vent
Option

Extended View – 870
Extended View – 880



Side-Lite – 875
Complete with
3/4" flange.
Shown with
optional kickplate



Note: Although every effort has been made, some colours may not be exactly as shown due to the printing process.

MONARCH AND BRADFORD SERIES STORM DOORS

The Monarch and Bradford series of storm doors are designed and manufactured to suit our Canadian climate. From the basic Bradford model, to the more elegant Monarch model, each door is custom made, virtually maintenance free and built to last. Each door is fabricated using a heavy duty frame providing superior weather protection, energy savings and ventilation. The strong design also provides added security for peace of mind, all the while accentuating the appearance of your home.

STANDARD FEATURES INCLUDE:

- 2" overlap frame (Bradford) and 2 1/4" overlap frame (Monarch)
- 1/2" increments width + height
- 3 mm tempered glass
- Superior weatherstripping system
- Reinforced corners
- Durable aluminum screen
- Four heavy duty hinges
- Colour matched hardware
- Insulated kickplate (standard on Monarch doors only)

Interchangeable screen included with One Lite & Full View doors

HIDDEN VENT OPTION



The hidden vent retractable screen option allows for a clear view when the operating sash is closed and ventilation when open. The screen is enclosed in a factory installed cartridge on the uppermost portion of the glass area.

HANDLES

STANDARD HANDLE



Standard
Dura Pull

OPTIONAL HANDLES

110 DX
Brass
Handle



108 DX
Satin Silver
Handle



117
Georgian
Lever
Brass



118
Georgian
Lever
Satin
Silver



All DX and Georgian Lever brass and satin silver handles include a matching keyed deadbolt.

148 Solid
Brass
Lever



149 Satin
Chrome
Lever



121 Deluxe
Handle
Brass



120 Deluxe
Handle
Satin



ALSO AVAILABLE

- Exit bar
- Insulated kickplate
- French conversion kits
- Inswing doors

125
Exit Bar
(silver only)



122
Deadbolt



123
Keyed
Deadbolt



*Bradford Doors Only †Monarch Doors Only

MONARCH AND BRADFORD SERIES STORM DOORS

STORM DOOR STANDARD SIZE CHART

	Monarch Series Model	Bradford Series Model	Standard Sizes
SS Doors	940, 945	801, 835	In width 30" to 36" in 1/2" increment. In height 68" to 84" in 1/2" increment.
1L Doors	900, 910, 920, 930	803	In width 30" to 36" in 1/2" increment. In height 78" to 84" in 1/2" increment.
Full View Doors	N/A	804	
Hi View Doors	950, 955	802, 845	
EV Doors (Extended View)	990, 995	870, 880	
3L SS Doors	960, 965, 970, 975	805, 855, 806, 865	

EXAMPLES OF SIZES TO ORDER

Size	Width	Height
30" x 78"	29 3/4" to 30 1/4"	77 3/4" to 78 1/2"
32" x 80"	31 3/4" to 32 1/4"	79 3/4" to 80 1/2"
33" x 81"	32 3/4" to 33 1/4"	80 3/4" to 81 1/2"
34" x 82"	33 3/4" to 34 1/4"	81 3/4" to 82 1/2"
36" x 84"	35 3/4" to 36 1/4"	83 3/4" to 84 1/2"

MEASURING INSTRUCTIONS

How to measure your door:

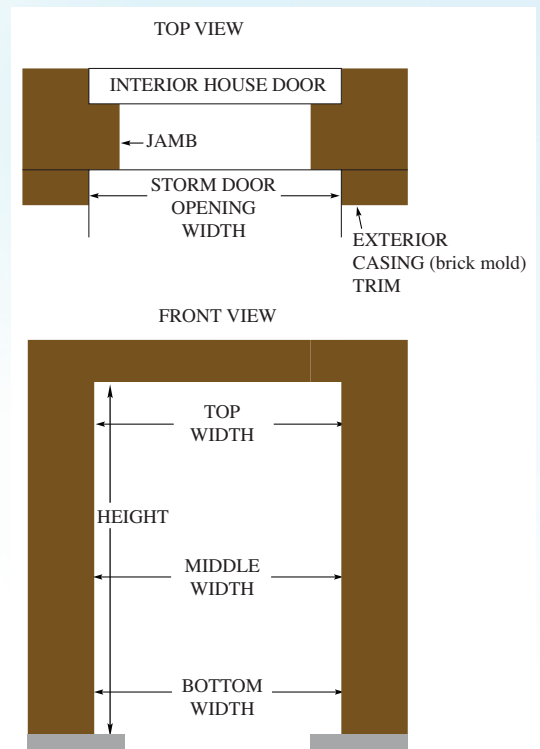
- Stand and face door opening and determine the hinge side (left or right).
- Measure the opening between the casing (brick mould) at top, middle and the bottom to determine the width.
- Measure the opening between the casing (brick mould) and the sill on both left and right side to determine the height.

Always

- take the smallest measurement
- check the handle height, Monarch doors are predrilled at 40" from the bottom
- check brick moulds face and depth (1-1/4" wide x 1-1/8" deep required)

Never Measure

- old door
- interior door
- in between existing z-bar



Gentek Storm Windows - 400 Series

Round Top



Gentek aluminum storm windows are a simple, practical and economical way to increase the efficiency of existing windows. Storm windows can be installed on your house, cottage, historical buildings and they can even be used for three season sunrooms or porch enclosures.

How do storm windows help?

When storm windows are installed over existing windows there is an air space created between the two windows reducing air movement. This air space creates a thermal barrier increasing the efficiency of the window which saves you money by reducing heating and air conditioning costs.

Advantages

- Affordability
- Reduces drafts
- Cuts energy costs
- Reduces noise
- Virtually maintenance free
- Protects existing wood windows


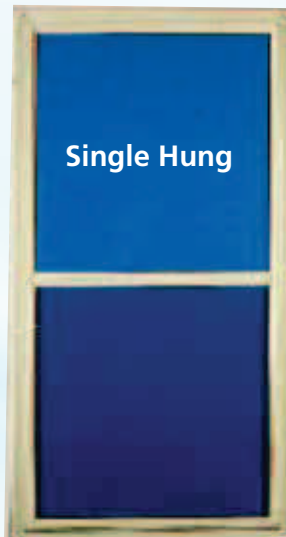
Standard Features

- Custom made
- 1-1/2" overlap or 3-1/4" blind stop flange
- Inserts removable from inside or outside
- Polypile weatherstripping on inserts
- Variable latching positions
- Durable black aluminum screen
- Available in White, Chestnut Brown, Ivory, Sandalwood, Pebble, Black and Mill Finish

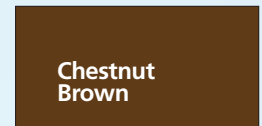
Options

- Obscure glass
- Tempered glass
- Lexan glass
- Sill expander
- Round top windows
- Shaped windows

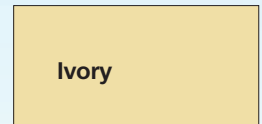
Side Lite



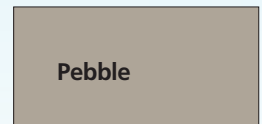
White



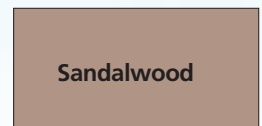
Chestnut Brown



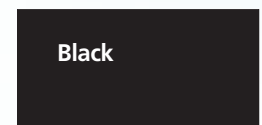
Ivory



Pebble



Sandalwood



Black

Gentek Porch Enclosures



Gentek porch enclosures are manufactured from custom made enclosure panels which are specifically designed to fit into existing openings. Each panel is made from 1-3/4" aluminum enclosure rails and is assembled on site with slip channels for even and uneven openings. Storm doors are then installed to complete the enclosure, providing you with year-round beauty, versatility and comfort.

Advantages


- Protection from the elements
- A winter and summer buffer zone
- Ventilation
- Added security
- Extra space
- Virtually maintenance free

Standard Features

- Fixed or operating panels
- 3MM glass
- Custom closer and handle brackets
- Custom slip channels for easy installation
- Available in White, Chestnut Brown, Ivory, Sandalwood and Pebble

Options

- Hidden vent retractable screens
- Round top panel
- Shaped panels
- Tempered glass
- Obscure glass
- House numbers



White

Chestnut
Brown

Ivory

Pebble

Sandalwood

WARRANTY

Since 1969 York Aluminum Storms Ltd. has been designing and manufacturing aluminum storm doors, storm windows and porch enclosures.

- We proudly warrant all our products and components as follows:
- Manufacturing processes for a period of five years.
- All hardware which includes handles, closers, key locks and sash locks for a period of one year.
- All paint processes which includes both extrusions and kickplate for a period of one year.
- Hidden vent motors which includes the spring and the end caps for a period of one year.
- All rubber gaskets which includes glazing, screen and sweep splines for a period of one year.
- Warranty does apply to the sweep spline if it rips due to ice build up.

This warranty does not apply to glass and/or screen breakage nor does it cover any damage caused by misuse or faulty installation of the door or any of its components.

These products are three season, single glazed units and under certain circumstances some air and or water infiltration may occur.

Any flaws in our products that are noticed at time of pickup/delivery such as flaws in glass or finish are to be reported within forty-eight hours.

Products found to be defective will be repaired or replaced F.O.B. our plant.

Any replacement parts will be invoiced and will then be credited when defective parts are returned.



GENTEK®

GENTEK BUILDING PRODUCTS

www.gentek.ca

*Manufactured by
York Aluminum